










Flow meters and applications

MEASURING PRINCIPLE		Thermal mass			
Model	VA 500	VA 520	VA 521	VA 525	
					
BASIC PARAMETER					
Max. pressure	50 bar	40 bar	40 bar	16 bar	
Max. temperature	110 °C	80 °C	80 °C	60 °C	
Pipe size	1/2" to DN 2000	1/4" to DN 80	1/2" to DN 50	1/4" to DN 50	
MEDIA					
FAD measurement, wet air					
Compressed air, dry	X	X	X	X	
Gases	X	X	X	only N2	
Corrosive / aggressive gases					
Mixed gases	O	O	O	O	
Mixed gases with changing / unknown composition					
No condensation	X	X	X	X	
Steam					
Liquids					
DIFFERENTIATOR					
Installation under pressure / Hot tapping	X				
Sensor element can be cleaned	X	X	X		
All medium touching parts in stainless steel					
No inlet sections required			X	X	
Leakage measurement included	X	X	X	X	
Recommended for outdoor installation					
Measuring span	to 1:1000	to 1:1000	to 1:1000	to 1:1000	
Bi-directional measurement	X	X			
ATEX approval					
DVGW approval	X	X			

X - suitable

O - suitable with limitations

			Differential pressure / Pitot tube	Vortex	Vortex Ultrasonic
	VA 550	VA 570	VD 500	VX 570	VU 570
					
	100 bar	40 bar	20 bar	63 bar	40 bar
	180 °C	180 °C	180 °C	350 °C	100 °C
	1/2" to DN 2000	1/2" to DN 80	3/4" to DN 600	DN 15 to DN 300	1/2" to DN 80
			X		
	X	X	O		X
	X	X		X	X
	X	X		X	
	O	O		X	X
				X	X
	X	X			X
				X	
				X	
	X		X		
	X	X			
	X	X		X	
	X	X			X
	X	X		X	X
	to 1:1000	to 1:1000	1:10 to 1:30	2 to 70 m/s	0.5 to 30 m/s
			X		
	X	X			
	X	X			